

The Canadian Society for Creative Leathercraft
CANADIAN LEATHERCRAFT

Volume LXVII No. 4
Volume LXVIII No. 1
0045-5121



Summer 2019
Fall 2019



In this Edition...

Page 2 Notes from the Editor, Highlights of the past Executive Mtgs, Membership Info, CSCL Larmour Library

Page 3 CSCL Library Review Quiz

Page 4 - A Summer Study of Acorns

Page 5 - From the Vault

Page 6 - Baseball Glove Pattern

©2019 Canadian Society for Creative Leathercraft All rights reserved. Reproduction in whole or in part without permission of the copyright holder is prohibited.

To contact any of our Executive please refer to the CONTACT section of our Website.

Website: www.canadianleathercraft.org

Facebook "Canadian Society for Creative Leathercraft"

President: Lauch Harrison
1st Vice-Pres.: Jim Wilkes
Past President: Jim Wilkes
Treasurer: Della Chynoweth
Secretary: Richard Borrow

Membership: Kim Winchester
Editor: Barbara Chynoweth
ECO (Electronic Communications Officer): Eugene Pik
Privacy Officer: Lauch Harrison
Workshops: Lauch Harrison, Jim Wilkes

Note from the Editor....

The Norland Branch had the pleasure of Lauch Harrison and Lester Pinter to do a workshop in October on sharpening tools and boy did they ever go to town on them. In the afternoon they had some instruction on braiding. Everyone enjoyed the workshop.

The Quarterly Newsletter "Canadian Leathercraft" is your source of information about CSCL and its members. Also check out the CSCL website at www.canadianleathercraft.org and CSCL's Facebook page.

Highlights from the Past Executive Council Meetings....

This has been a quiet year. The Workshop Team are working on setting up some interesting Workshops for 2020. Do to the weather we have had most of our Executive Meetings via Skype. In 2020 it will be our 70th Anniversary and we are looking forward to some interesting happenings at our Annual Meeting.

CSCL Membership

Have you paid your membership? It's a new Membership Year (April 1 to March 31).

- If you are joining through a branch pay your membership to the Branch Treasurer
- if you are joining as a Member-at-Large or Sustaining Member send your membership payment to the CSCL Treasurer: Della Chynoweth, 3350 Monck Road, Norland, Ontario K0M 2L0

General Member: Individuals interested in leathercraft who belong to one of the CSCL Branches. (Need not be a leathercraft person.) \$40.00	General Member – Student*: A registered full-time student shall pay \$5.00	Member-at-Large: Individual interested in leathercraft who does not belong to one of the CSCL Branches. (Need not be a leathercraft person.) \$40.00	Sustaining Member: Commercial Organizations interested in supporting the Society. \$100.00 or material equivalent to \$100.00.
---	--	--	--

CSCL Larmour Lending Library

The CSCL lending Library of Books and Patterns can be referenced on our web site www.canadianleathercraft.org. Head to Gallery and click on CSCL Library of Books and Patterns. Under the Patter option there is 80 pages of patterns that may give you ideas of things to make. Under the Book section there is 13 pages of titles of Books and DVD's about Leather crafting, design and colour. Remember these patterns and books are there for you to borrow from the library. Select item(s) you would like to borrow and send your list to Paul Kitchener at paul@focusedonfood.com.

Branch Presidents will assist in pickup and delivery of the orders from branch members.

Members-at-large may order directly from Paul and arrange shipping or printing options, fees may apply.

Memberships are due March 31st
have you sent yours in.

CSCL Library Review Quiz

11 Sewing with Leather, Copyright 1959, 12 pages, softcover, illustrated. Take the _____ you are going to use with you, when you purchase your leather. This insures obtaining the proper amount of material. (pg. 2)

15 Lucky Eight Belt Book, Copyright 1957, 33 pages, softcover, illustrated. Lay the leather belt on the edge of your bench or carving block and moisten the edges with a sponge. To _____ the edges, rub back and forth briskly with a piece of _____. (pg. 9)

31 Creating Nature Tand Designs, Copyright 2007, 26 pages, softcover, illustrated. Apply dye to a cloth, blot thoroughly on a paper towel, and apply to the surface of the leather. Rub briskly until you achieve the burnished, aged effect you desire. Your stamped impressions will remain the true color of the leather, providing a striking _____ to the dyed portion of your project. (pg. 1)

39 Sandal Making, No. 1916, Tandy Leather Company, 32 pages, softcover, illustrated. The Riviera is one of 12 styles of _____ made with arch and heel straps. To cut out the bottom of a pair of custom sandals make a light cut first to provide a guide, and then cut deeper. Sole leather can be cut with a band, sabre or jig saw since the bottom sole and heel are to be trimmed and finished later. (pg. 8)

100 Belts Galore No. 42, Craftool, Copyright 1962, 32 pages, softcover, illustrated. Casing the leather has no set rules for determining the proper moisture: if leather is too _____, knife cuts will close, stamping impressions will 'mush' and if too _____ cuts and stamping impressions will not be deep enough. (pg. 3)

127 The Leather Crafters & Saddlers Journal, 10th Anniversary, Volume 11, Number 1, Copyright 2001, 206 pages, softcover Cowboys who work in the open range wear _____, leather coverings designed to protect the lower legs from cactus, thorns, brambles, tall bushes. (pg. 140)

153 Make It with Leather, March 1979 Issue, Magazine Published Bimonthly, Fort Worth Texas, 84 pages. A Miniature Saddle pattern is included in the Pull-Out section complete with _____ or stirrup coverings. (pg. 20)

167 Apache Boot Pattern, Tandy Leather Company, Copyright 1970, one instruction sheet (34"x44") A Size 10 below-knee boot requires 7 yds of 1/8 inch leather lace. Ten pattern pieces with fringe and _____ are included to make this soft leather, moccasin-type tall boot.

207 How To Paint Exotic Butterflies & Moths, 30 pages, softcover, illustrated. When drawing a butterfly flat on you can _____ one side to the other. To look correct in perspective cut out the flat, fold and hold at the desired angle. (pg. 6)

243 Ken Griffin's Scrapbook, Copyright 1952, 41 pages, softcover, illustrated. Keep the blade of your swivel knife sharp. The moisture content should be HIGH when cutting, MEDIUM when stamping and _____ when backgrounding. (pg. 10)

373 Speedball Elementary Alphabets, Copyright 1940, 25 pages, softcover, illustrated. The possibilities of good lettering requires only a little systematic practice for using Speedball Pens. Until you are familiar with their construction, sketch in the letters with a hard _____ before using pen. (pg. 2, 24)


368 Black Jacks and Leather Bottells, Chapters 1&2, FOR RESEARCH ONLY Early 14th century manuscripts reveal record of 'a guild of bottlemakers'. The fact is that the "leather bottell" was not a bottle, according to our modern ideas of that word, but was more like a miniature Gladstone _____. (pg. 21, 34)

409 The Revolution In Scandinavian Design – Craft Horizons, March-April 1958, 51 pages, softcover Printed in the U.S.A. this bi-monthly publication's special issue features the background story of a number of young designer-craftsmen throughout Scandinavia (Finland, Sweden, Norway, and _____) working away from respective main stream design and taking recognition and economics in stride.


(ANSWERS: pattern, burnish, canvas, contrast, sandals, wet, dry, bolinas, tapaderos, vamp, trace, LOW, pencil, bag, Denmark)

A Summer Study of Acorns

Materials Used:



**Can you identify this
chrome tanned leather?**



(enlarged 300% from original)

Tool Tip:

Increase productivity by wearing whole canvas gloves to polish edges of belts and straps. Simply hold, apply pressure to the edges and pull the belt through your hand.

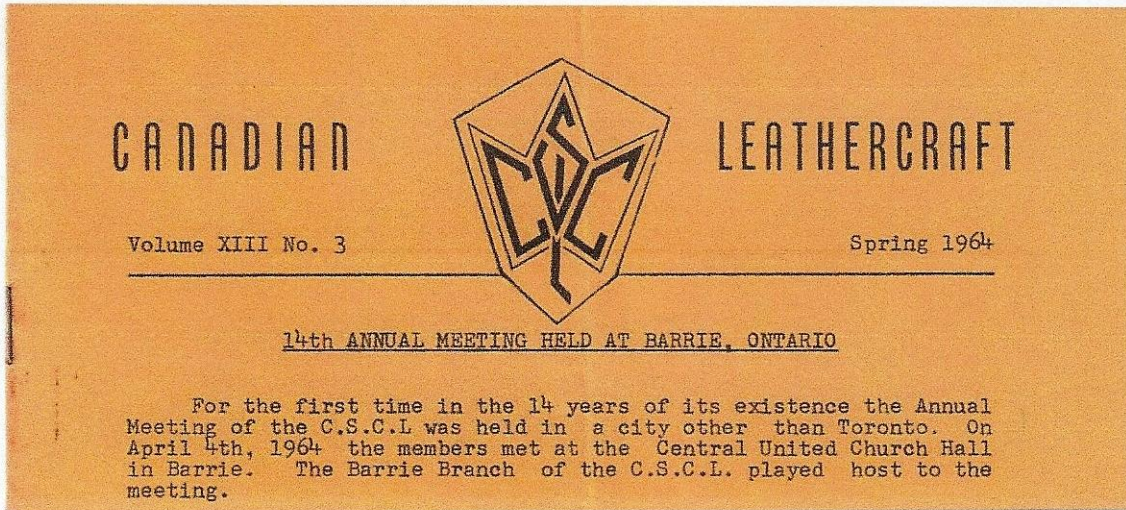
White cotton, jewellery inspection gloves are soft and lightweight. Cut all the fingers shorter, except the small finger, in order to protect the leather from your hand(s) during stamping and carving.

Annual Convention 2020

Mark your calendars for May 8th, 9th and 10th.

*Hamilton will be hosting and this will be our
70th Anniversary.*

From The Vault



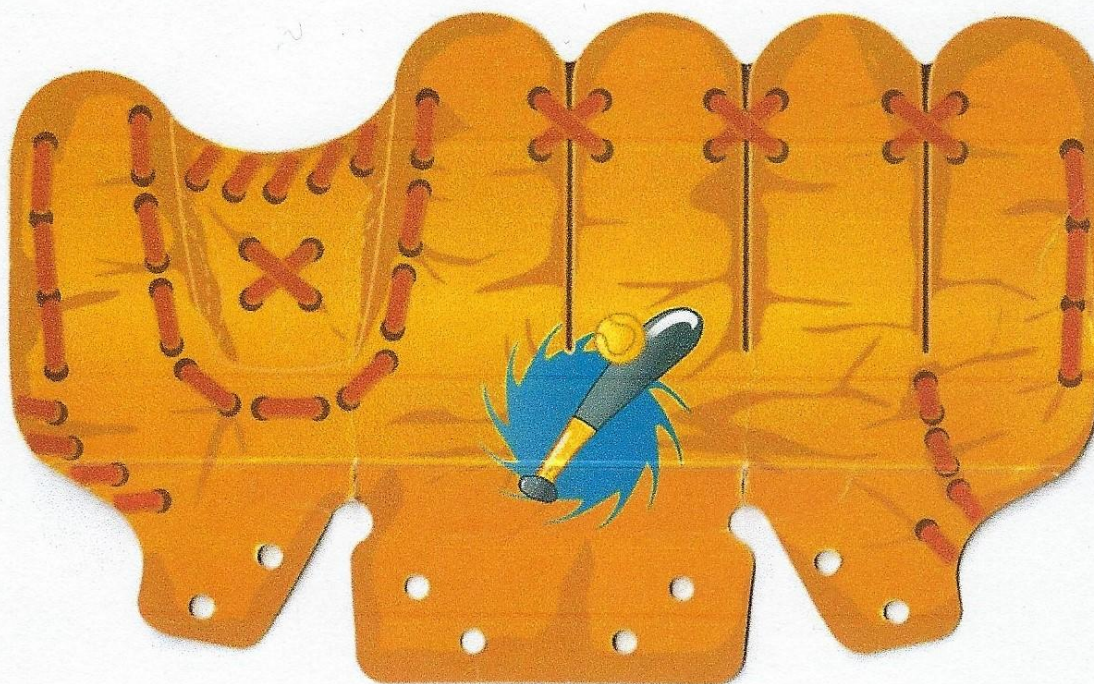
We received this message from Madeleine Mitchell.....

Beula Reynolds died at the Woodstock Hospital on Tuesday, November 26th, 2019. She had a stroke the week before and was in hospital. She was in her 98th year. The funeral was today. Nancy Wilson, who was in CSCL for a short time is her niece and had called me. Beula was an Associate, I believe and had been President, I think in the 1970's, A fine leathercrafter and a lovely lady. She will be missed. She had been living in a retirement home and walked daily up until her stroke. Our Sympathy is extended to her family.

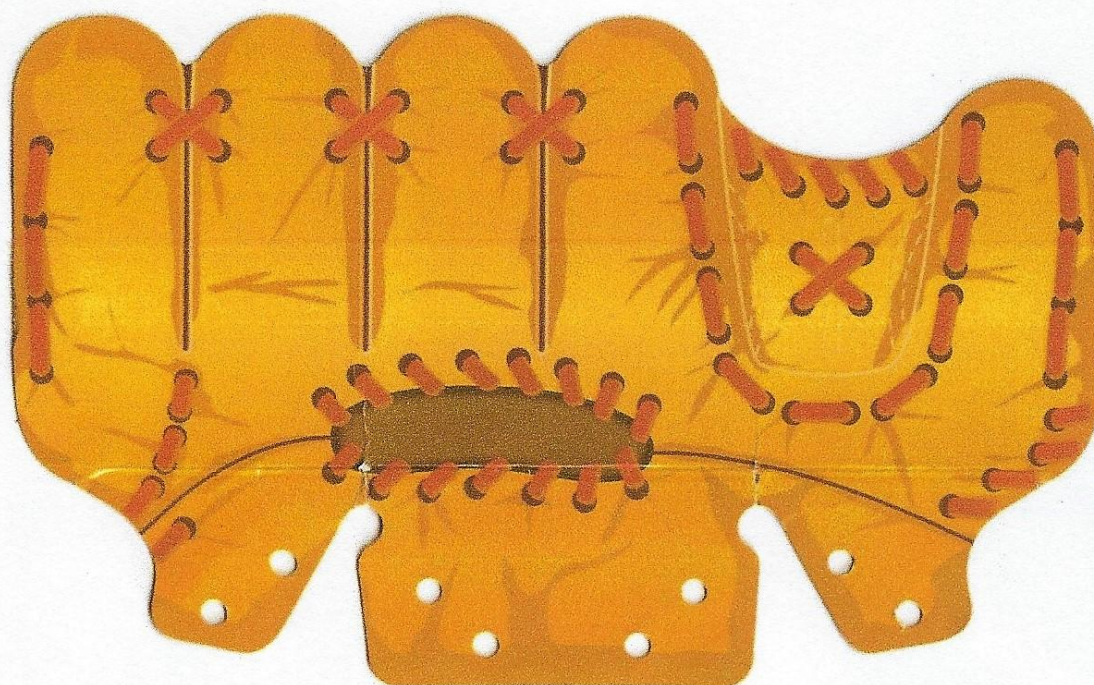
Our sympathy is extended to Bob Pfister and his family.

Bob, [Cheryl](#), [Aurora](#) and Teddy ([Theodore](#)) would like you know that [Elizabeth](#) (Queenie, Regi, Mom, Granny) Pfister passed quietly in her sleep on November 17th at Mississauga Trillium Hospital.

'Say goodbye to summer and test your leathercraft skills in the making of this baseball glove pattern cutout.'



INSIDE VIEW



OUTSIDE VIEW

NOTE: In order for the glove to hold its shape, the pairs of outer holes overlap the inner holes and are securely tied with leather lace.