

The Canadian Society for Creative Leathercraft  
**CANADIAN LEATHERCRAFT**

Volume LXVI No. 1  
0045-5121



Fall 2017



Looking back at some of our archived photos

In this Edition...

Page 2 Notes from the Editor, Highlights of the past Executive Mtgs, Membership Info, CSCL Larmour Library

Page 3 Welcome Sustaining Members, CSCL Library Review from to Larmour Lending Library

Page 4 – 6 Drawing from our Canadian Leathercraft archives 1957 by Robert Muma

**©2017 Canadian Society for Creative Leathercraft All rights reserved. Reproduction in whole or in part without permission of the copyright holder is prohibited.**

*To contact any of our Executive please refer to the CONTACT section of our Website.*

**Website:** [www.canadianleathercraft.org](http://www.canadianleathercraft.org)

**Facebook** "Canadian Society for Creative Leathercraft"

**President:** Jim Wilkes

**1st Vice-Pres.:** Lauch Harrison

**Past President:** Rob Regan

**Treasurer:** Della Chynoweth

**Secretary:** Tracey Howard

**Membership:** Sheena Burger

**Editor:** Barbara Chynoweth

**Website:** Eugene Pik

**Privacy Officer:** Lauch Harrison

## Note from the Editor....

This issue I have taken a look back into the 1960's Canadian Leathercraft issues and am including some drawing done by Robert Muma. On the front cover are some pictures from our Photo Archives.

The Quarterly Newsletter "Canadian Leathercraft" is your source of information about CSCL and its members. Also check out the CSCL website at [www.canadianleathercraft.org](http://www.canadianleathercraft.org) and CSCL's Facebook page.

## Highlights from the Past Executive Council Meetings....

We had our first Executive meeting on Sept. 22<sup>nd</sup> after the summer off. Plans are underway for some workshops and Mississauga has started looking at planning the 2018 Annual.

## CSCL Membership

Have you paid your membership? It's a new Membership Year (April 1 to March 31).

Send your membership along with your cheque made out to "The Canadian Society for Creative Leathercraft" to our Membership Chair:

Sheena Burger, 1085 Zion Rd, Little Britain, ON K0M 2C0

T: 705-786-7090 - [sheena.burger@hotmail.com](mailto:sheena.burger@hotmail.com)

<b>General Member:</b> Individuals interested in leathercraft who belong to one of the CSCL Branches. (Need not be a leathercraft person.) \$40.00	<b>General Member – Student*:</b> A registered full-time student shall pay \$5.00	<b>Member-at-Large:</b> Individual interested in leathercraft who does not belong to one of the CSCL Branches. (Need not be a leathercraft person.) \$40.00	<b>Sustaining Member:</b> Commercial Organizations interested in supporting the Society. \$100.00 or material equivalent to \$100.00.
---	--	--	--

## CSCL Larmour Lending Library

The CSCL lending Library of Books and Patterns can be referenced on our web site

[www.canadianleathercraft.org](http://www.canadianleathercraft.org). Head to Gallery and click on CSCL Library of Books and Patterns. Under the Patter option there is 80 pages of patterns that may give you ideas of things to make. Under the Book section there is 13 pages of titles of Books and DVD's about Leather crafting, design and colour. Remember these patterns and books are there for you to borrow from the library. Select item(s) you would like to borrow and send your list to Paul Kitchener at [paul@focusedonfood.com](mailto:paul@focusedonfood.com).

Branch Presidents will assist in pickup and delivery of the orders from branch members.

Members-at-large may order directly from Paul and arrange shipping or printing options, fees may apply.

Memberships are due March 31<sup>st</sup>  
have you sent yours in.

## **Sustaining members**

We are pleased to welcome two new Sustaining members.

Barry Archer  
Exotic Leather Products Inc.  
905-238-9483  
barry@exoticleatherproducts.ca  
3212 Wharton Way, Mississauga, Ontario. L4X 2C1

**And**

2) Sergey Neskromnyi -  
email: snleatherbg@gmail.com  
Store: <https://www.etsy.com/ca/shop/LeatherStampsTools/items>

## **CSCL Larmour Lending Library**

CSCL Library Review  
By Members-At-Large

#362 – Handmade, Artisan’s and Craftsman’s Association Inc., Edited by Aulene Maki, Copyright 1973, 270 pages soft cover.

“In October 1971, a group of downtown core craftsmen met in Toronto to form what was to become the Artisan’s and Craftsman’s Association (ACC).” Phase I was established with a location Initiatives Grant, Phase II exhibits and shows garnered community support and Phase III saw the publication of this practical handbook for craftsmen. Thanks is given to Rochdale Collage for a showroom space. Ultimately, the contributing writers handcrafted a guide for survival, skill and self-sufficiency.

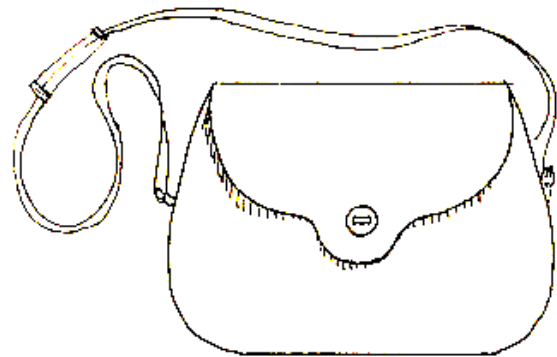
Each calligraphic page, artfully hand printed by the editor, offers a skill lesson with illustrations. More than 30 topics fall under the four main headings. For example, FOOD includes healthy snacks, herb tea, pottery, yoga and airbrushing; SHELTER is how-to for a tipi, rug hooking, weaving, batik; CLOTHING patterns are crocheted, knitted, sewn; INTERACTION instructs on publicity, funding, accounting, setting up a store. Singularly, leather basics are drawn for a few tools, lacing, purses, closures, a suede poncho, sandal making and vests on pages 210 – 226.

These working Canadian craftsmen invite all crafters to enjoy an organic approach to ‘subsistence with flair’ because “To them, the creative process and the freedom of self-employment add up to a personally meaningful and rewarding life pattern.”

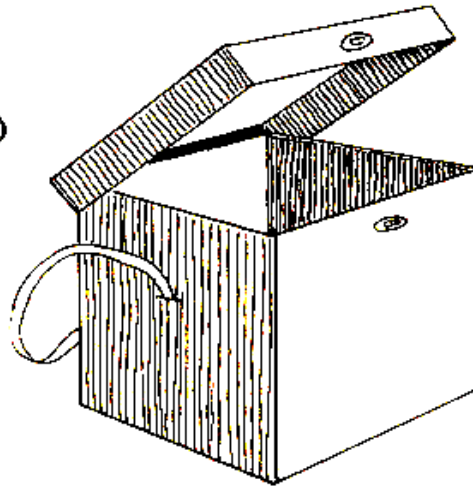
# METHODS OF BAG CLOSING



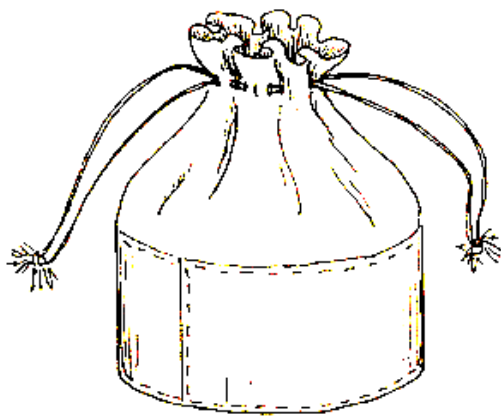
**ZIPPER**  
(ON ALL 4 TYPES)



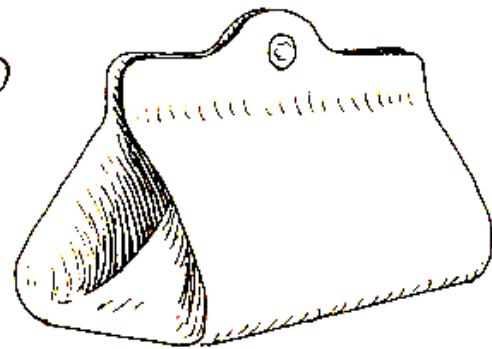
**FLAP**  
(ON ALL 4 TYPES)



**LID**  
(TYPES 3 & 4)



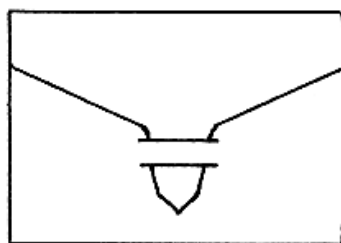
**DRAWSTRING**  
(TYPE 4 USUALLY)



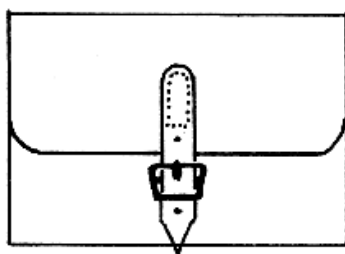
**BOOK**  
(TYPES 1, 2 & 3)

*Robert Njuma*  
1997

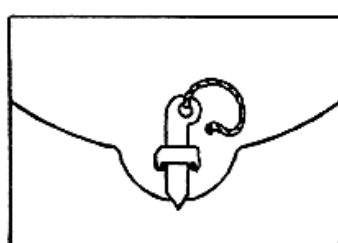
# TYPES of FLAP FASTENERS



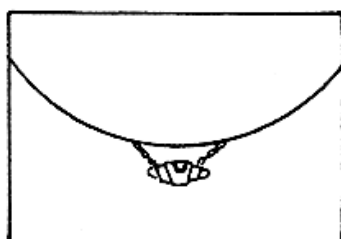
1 TUCK-IN



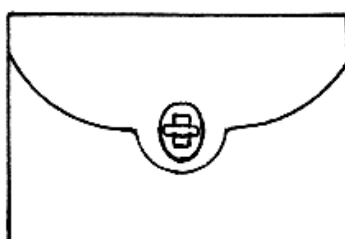
2 BUCKLE



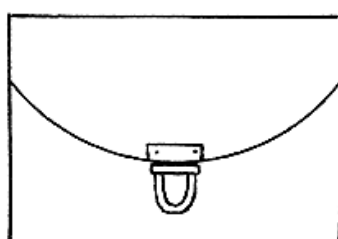
3 BOLT & HASP



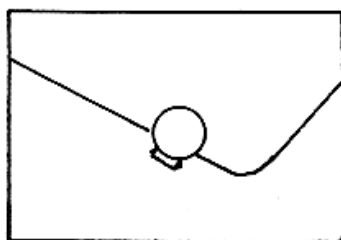
4 BUTTON



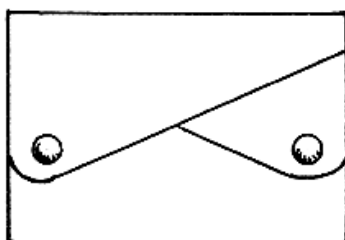
5 COMBINATION



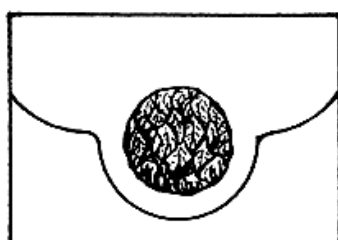
6 TUCK-IN SNAP



7 LIFT LOCK



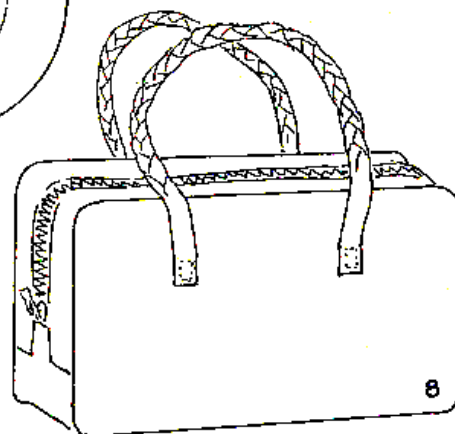
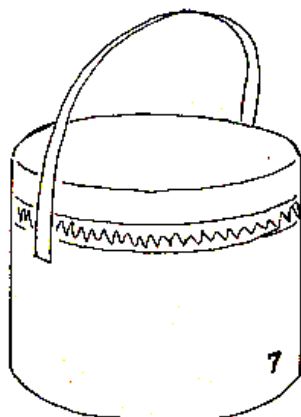
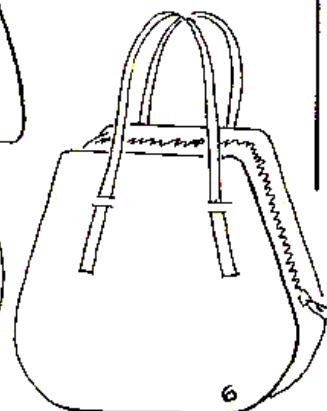
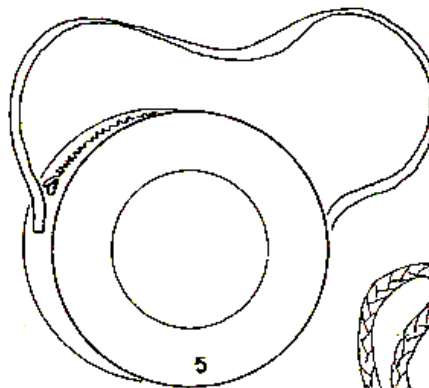
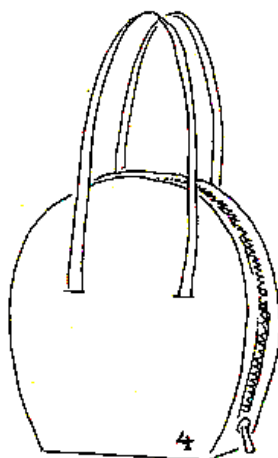
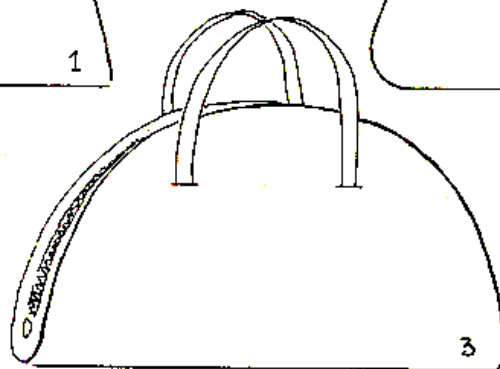
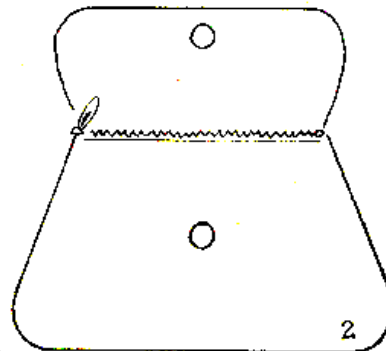
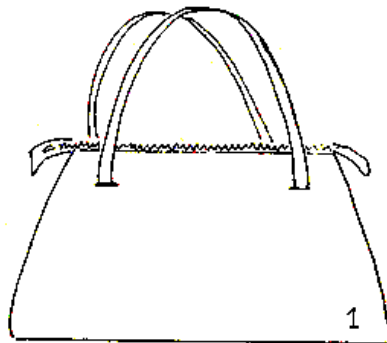
8 SNAP FASTENER



9 WEIGHTED FLAP

Robert Muma 1957

# ZIPPER CLOSING VARIATIONS



Robert  
Thumma  
1987