

The Canadian Society for Creative Leathercraft
CANADIAN LEATHERCRAFT

Volume LXVIII No. 2
0045-5121



Winter 2019 - 2020



In this Edition...

Page 2 Notes from the Editor, Highlights of the past Executive Mtgs, Membership Info, CSCL Larmour Library

Page 3 – Jim Wilkes receives Award, Native Medicine Bag

Page 4 – Puzzle Pouch

Page 7 – CSCL loses a Life Member - Loreen Manuel

Page 8 – A Blast from the Past

©2020 Canadian Society for Creative Leathercraft All rights reserved. Reproduction in whole or in part without permission of the copyright holder is prohibited.

To contact any of our Executive please refer to the CONTACT section of our Website.

Website: www.canadianleathercraft.org

Facebook “Canadian Society for Creative Leathercraft”

President: Lauch Harrison

1st Vice-Pres.: Jim Wilkes

Past President: Jim Wilkes

Treasurer: Della Chynoweth

Secretary: Richard Borrow

Membership: Kim Winchester

Editor: Barbara Chynoweth

ECO (Electronic Communications Officer): Eugene Pik

Privacy Officer: Lauch Harrison

Workshops: Lauch Harrison, Jim Wilkes, Lester Pinter

Note from the Editor....

This year we are celebrating the CSCL's 70th Anniversary. The theme will be Sixty's Fashions and music. Hats..Vests..Platform Shoes. If you have not received your Registration Package please let me know.

The Quarterly Newsletter "Canadian Leathercraft" is your source of information about CSCL and its members. Also check out the CSCL website at www.canadianleathercraft.org and CSCL's Facebook page.

Highlights from the Past Executive Council Meetings....

The Executive have been meeting by Skype this winter and have been busy planning the 70th Annual Convention and have also been working on some Workshops.

WORKSHOP: We have had to postpone two workshops that we had planned, they will be rescheduled for a latter date.

CSCL Membership

Have you paid your membership? It's a new Membership Year (April 1 to March 31).

- If you are joining through a branch pay your membership to the Branch Treasurer
- if you are joining as a Member-at-Large or Sustaining Member send your membership payment to the CSCL Treasurer: Della Chynoweth, 3350 Monck Road, Norland, Ontario K0M 2L0 **or** you can e-transfer to wanderingmom@msn.com. Please be sure to include your contact information.

General Member: Individuals interested in leathercraft who belong to one of the CSCL Branches. (Need not be a leathercraft person.) \$40.00	General Member – Student*: A registered full-time student shall pay \$5.00	Member-at-Large: Individual interested in leathercraft who does not belong to one of the CSCL Branches. (Need not be a leathercraft person.) \$40.00	Sustaining Member: Commercial Organizations interested in supporting the Society. \$100.00 or material equivalent to \$100.00.
---	--	--	--

CSCL Larmour Lending Library

The CSCL lending Library of Books and Patterns can be referenced on our web site www.canadianleathercraft.org. Head to Gallery and click on CSCL Library of Books and Patterns. Under the Patter option there is 80 pages of patterns that may give you ideas of things to make. Under the Book section there is 13 pages of titles of Books and DVD's about Leather crafting, design and colour. Remember these patterns and books are there for you to borrow from the library. Select item(s) you would like to borrow and send your list to Paul Kitchener at paul@focusedonfood.com.

Branch Presidents will assist in pickup and delivery of the orders from branch members.

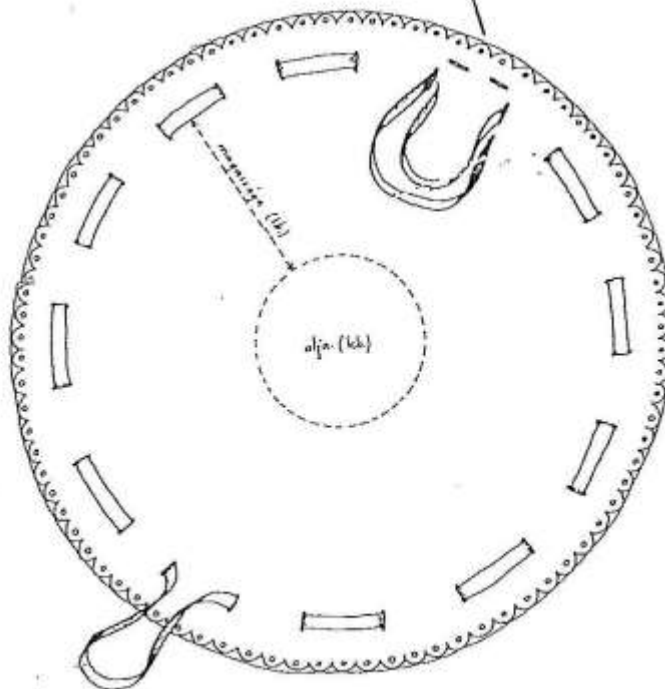
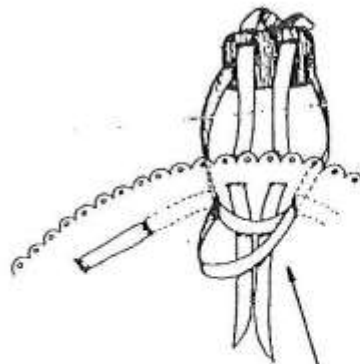
Members-at-large may order directly from Paul and arrange shipping or printing options, fees may apply.

**Memberships are due by March 31st
have you sent yours in.**

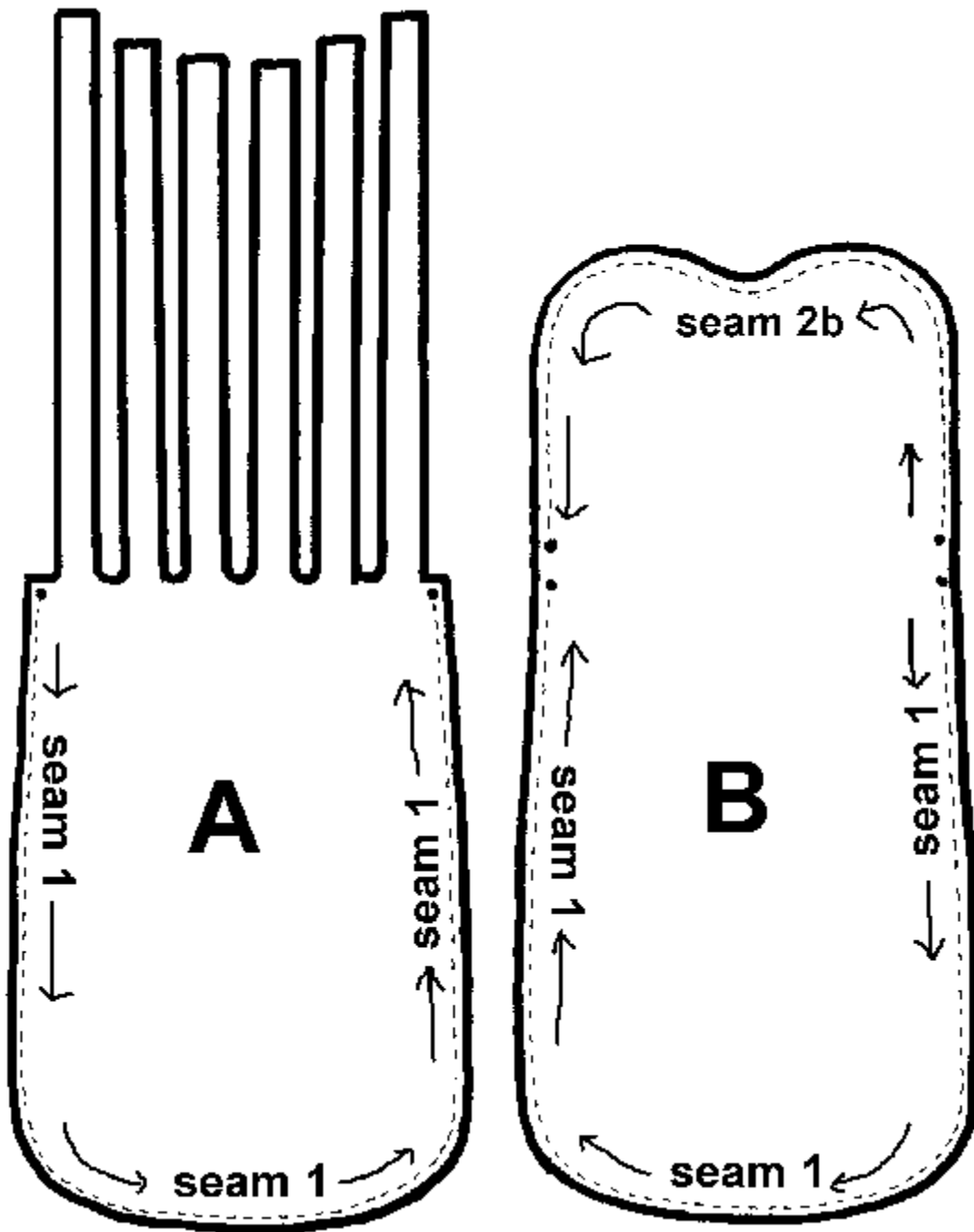


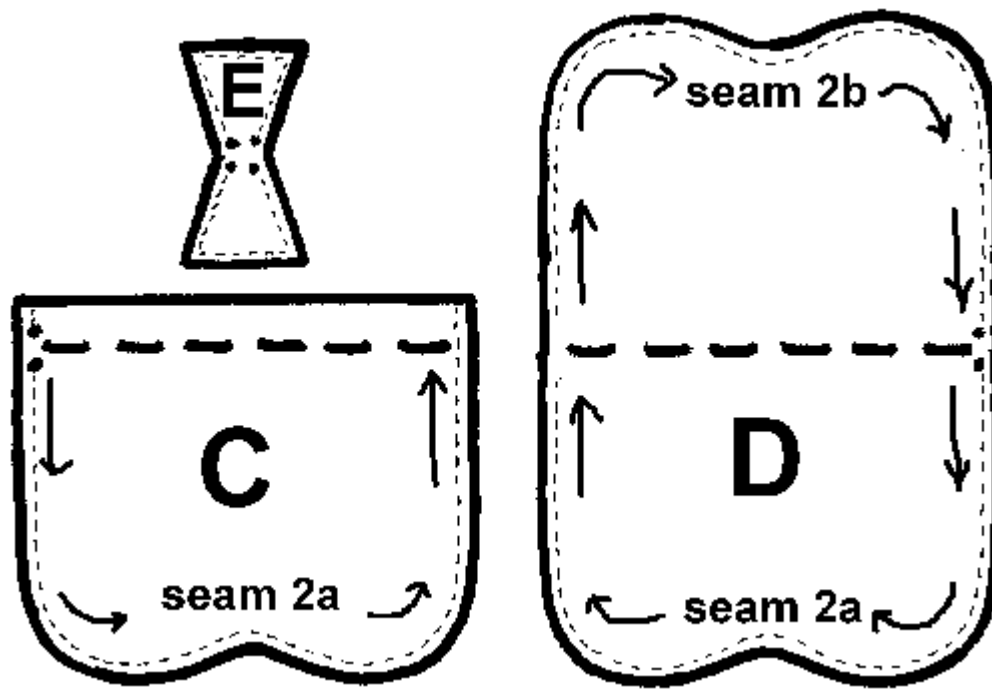
Jim showed us the Medal of Appreciation that he received for his services to The International Internet Leathercrafters' Guild, Inc. (IILG.net). He has been a member since 1998/99. Congratulations, Jim.

Native Medicine Bag



Native American Technology and Art –
Learning how to make a Puzzle Pouch





1. Cut out the five pieces of the pattern A, B, C, D and E. Trace them onto leather and cut out the pieces. A softer hide works well for small pouches, deer hide being the best. Heavier elk hide might work well for larger pouches. If you want to increase the size of the pattern increase all pattern parts the same percentage.
 2. Line up and sew together pieces A & B (using either a whip stitch, a running stitch, or a blanket stitch). Sew along "seam 1" on the pattern (either sew with 'right sides' facing each other and then turn right-side out afterwards... or sew with right sides facing out, your choice!)
 3. Cut small slits in piece C as shown on the pattern -- an exacto knife works well for this -- just be careful not to cut these slits too large!
 4. Thread the thongs of piece A through the slits of piece C... (threading from the 'right side' to the 'wrong side') so that the wrong side of the flap C is laying face up against pattern piece A.
 5. Now thread the thongs of piece A through the slits of piece D (threading from the 'wrong side' to the 'right side') so that a flap hangs over both sides of the pouch... one flap of piece D should hang with piece D... and the other flap of piece D should hang on the other side with the existing flap of Piece B.
 6. Sew together piece C with the flap of the piece D along 'seam 2a' ... and continue sewing along 'seam 2b', attaching the flap of piece B with the flap of piece D.
 7. Gather together the ends of the thongs of piece A and sew them together... running the needle through the tip of each of the six thongs... Tie the ends of this thread together or knot well on either sides of the thong tips.
 8. Cover the gathered tips of the thongs of piece A with the 'hour glass shaped' piece E. Fold piece E in half at the narrowest point, and sew down one side of piece E, across the bottom (sewing through the fan of thongs from piece A), and up the last side of piece E.
- ... and now... for the solution!! To open the puzzle pouch, Lift flap C/D and pinch piece A just underneath the flap with your fingers... holding flap C/D with one hand, pull on the thongs of piece A so that they slide through the slits... pull the thongs all the way through the slits, and you will be able to fit your fingers between the thongs and into the puzzle pouch!

Some sample of decorations for Puzzle Bags



CSCC Annual Convention 2020

Has been postponed due to CORONA-19

*Hamilton will be hosting and this will be our
70th Anniversary.*

*The theme will be Sixty's Fashions and music.
Hats..Vests..Platform Shoes*





CSCL loses a Life Member.

Loreen Manuel was a skilled leather crafter creating beautiful and unique pieces that warranted many CSCL ribbons and awards. Always modest about her talents and generous when sharing her skills, Loreen was a great friend to many. Her chocolate fudge was the best! She will be missed.

Respectfully submitted,
Madeleine Mitchell

Manuel, Hannah "Loreen" – Passed away on April 24, 2020 at Woodingford Lodge, Woodstock, in her 97th year. Born on December 14, 1923, Loreen lived on the family farm near Foldens Corners until March 31, 1967, when she married Thomas George Manuel and moved a mile and a half to the next concession. After Tom's death (Nov. 5, 2000), she moved to Woodstock but remained an active part of the Foldens community. Loreen was a lifetime member of Foldens United Church, the U.C.W, and the Canadian Society for Creative Leathercraft. Being kind, loyal, generous, fun-loving and humble, she had many life long friendships. As a lover of all animals and nature, she supported the Wildlife Conservation Society of Canada, the S.P.C.A, and the Scouts of Canada. In her early adult life she was employed at the Wood Mosaic Company, and later worked at Poole and Company Groceries and Gifts until she married. Predeceased by parents Joseph and Lydia Wilson, parents in law Fred and Winnie Manuel and Mame Manuel, sisters Jessie Wilson and Mary Maltby, Brothers David and Robert Wilson, and sister-in-law Audrey Wilson. Survived by sister Katherine Wilford and sister-in-law Winnie Wilson, as well as many nieces and nephews and their extended families. Cremation has taken place and a celebration of life will be held at a later date, when it is safe to gather. The family is grateful for the skilled and compassionate care given to Loreen at People Care in Tavistock and at Woodingford Lodge, Woodstock. If desired, memorial donations in Honour of Loreen's life can be made to Foldens United Church or a charity of your choosing with arrangements made through the Brock and Visser Funeral Home (519-539-0004).



Loreen receiving her Life Membership 2008

Corbeil-Hooke Inc.
BOOKBINDING AND HANDICRAFT SUPPLIES

1218 DRUMMOND STREET

MONTREAL 25, P.Q.

September 4, 1951.

CANADIAN LEATHERCRAFT
Ottawa - Ontario

Dear Mr. President:

Our congratulations to the Canadian Society of Creative Leathercraft, on the occasion of your first publication of CANADIAN LEATHERCRAFT.

We are certain that with the resourcefulness and courage shown by your executive in the organization of your Society, CANADIAN LEATHERCRAFT is assured success.

Your pioneering of this field will provide a service for the promotion of finer craftsmanship which has long been lacking.

We, of Corbeil-Hooke Inc., commend you on your splendid effort and trust that we may be of service.

Very sincerely,

CORBEIL-HOOKE INC.

per: *Bruce F. Lee*
Bruce F. Lee, Div. Mgr.

(advtd.)